

Odisha

NOVEMBER
2011

SCENIC . SERENE . SUBLIME



IBEF 
INDIA BRAND EQUITY FOUNDATION
www.ibef.org

For updated information, please visit www.ibef.org

Odisha

NOVEMBER
2011

SCENIC . SERENE . SUBLIME

Contents

- ❖ Odisha – An Introduction
- ❖ Infrastructure Status
- ❖ Business Opportunities
- ❖ Doing Business in Odisha
- ❖ State Acts & Policies



For updated information, please visit www.ibef.org

Odisha Factfile



Source: Maps of India

→ Odisha is located in the Eastern region of India. The state shares borders with West Bengal in the Northeast, Jharkhand in the North, Andhra Pradesh in the South, Chhattisgarh in the West, and the Bay of Bengal in the East.

→ Languages spoken in the state are Oriya and its various dialects, Hindi and English.

→ Ganjam, Cuttack, Mayurbhanj, Baleshwar, Khordha and Sundargarh are some of the large cities in terms of population.

→ Odisha has three major seasons, summer (March to June), monsoon (July to September) and winter (October to February).

Parameters	Odisha
Capital	Bhubaneswar
Geographical area (sq km)	155,707
Administrative districts (No)	30
Population density (persons per sq km)*	269
Total population (million)*	41.9
Male population (million)*	21.2
Female population (million)*	20.7
Sex ratio (females per 1,000 males)*	978
Literacy rate (%)*	73.5

Sources: Economic Survey of Odisha, 2009-10,

*Provisional Data – Census 2011

Odisha in Figures ... (1/2)

Parameter	Odisha	All-States	Source
Economy			
GSDP as a percentage of all states' GSDP	2.8	100	CMIE, as of 2009-10, current prices
Average GSDP growth rate* (%)	16.2	15.5	CMIE, 2004-05 to 2009-10, current prices
Per capita GSDP (US\$)	847.4	1,302.4	CMIE, as of 2009-10, current prices
Physical Infrastructure			
Installed power capacity (MW)	5,378.6	173,626.4	Central Electricity Authority, as of March 2011
GSM cellular subscribers (No)	17,484,563	618,284,322	Cellular Operators Association of India, as of September 2011
Broadband subscribers (No)	172,405	10,737,850	Ministry of Communications & Information Technology, as of November 2010
National Highway length (km)	3,704	70,934	Ministry of Road Transport & Highways, Annual Report 2010-11
Major and minor ports (No)	1+2	12+187	Indian Ports Association
Airports (No)	1	133	Airport Authority of India

*Calculated in Indian Rupee Terms

Odisha in Figures ... (2/2)

Parameter	Odisha	All-States	Source
Social Indicators			
Literacy rate (%)	73.5	74.0	Provisional Data – Census 2011
Birth rate (per 1,000 population)	21.0	22.5	SRS Bulletin, 2009
Investment			
FDI equity inflows (US\$ billion)	0.2	132.9	Department of Industrial Policy & Promotion, April 2000 to April 2011
Outstanding investments (US\$ billion)	787.7	7449.3	CMIE (2009-10)
Industrial Infrastructure			
PPP projects (No)	33	808	www.pppindiadatabase.com
SEZs (No)	5	380	Notified as of October 2011, www.sezindia.nic.in

SRS: Sample Registration System, PPP: Public Private Partnership, SEZ: Special Economic Zone

Advantage Odisha ... (1/2)

Hub For mineral-Based Industries

Odisha has emerged as a key state with regards to the mineral- and metal-based industry. The state leads in iron, steel, ferroalloy and aluminium production. It also has a strong base for coal-based power generation.

Policy and Fiscal Incentives

The state offers a wide range of fiscal and policy incentives for businesses under the Industrial Policy Resolution, 2007. Additionally, the state has sector-specific policies for IT, and the Micro, Small and Medium Enterprises (MSME).

Rich Labour Pool

The state has a large base of skilled labour, making it an ideal destination for mineral-based industry. Further, the state has a large pool of semi-skilled and unskilled labour.

Advantage Odisha ... (2/2)

Facilitating Infrastructure

Odisha has well-developed social, physical and industrial infrastructure, and virtual connectivity. In addition, the state has an airport and prominent port infrastructure.

High Economic Growth

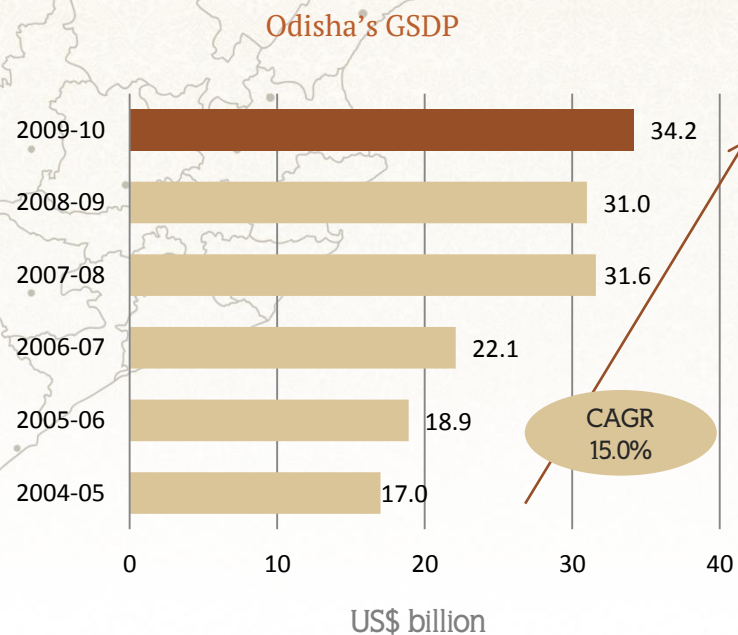
The state's average GSDP growth rate was about 15 per cent between 2004-05 and 2009-10. The secondary sector recorded the highest growth rate of all the three sectors in the same period.

Stable Political Environment

The state has a stable political environment. Apart from other facilitating agencies, the State Government has constituted the 'Team Odisha' to help in investment promotion.

Economic Snapshot – GSDP

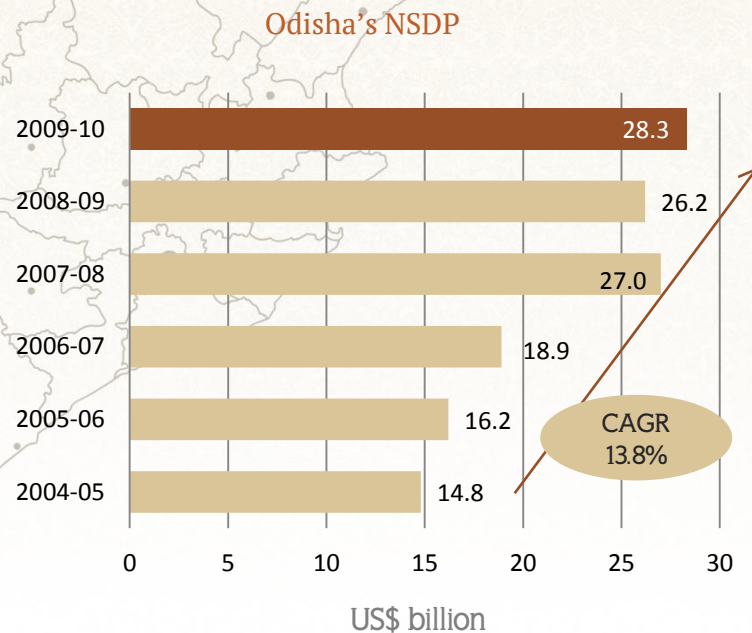
- At current prices, the total Gross State Domestic Product (GSDP) of Odisha was about US\$ 34.2 billion in 2009-10.
- The average GSDP growth rate between 2004-05 and 2009-10 was about 15 per cent.
- The metals and mining sector has contributed to the significant growth of Odisha's GSDP. The state has attracted significant investment in the steel and aluminium industries.



Source: CMIE

Economic Snapshot – NSDP

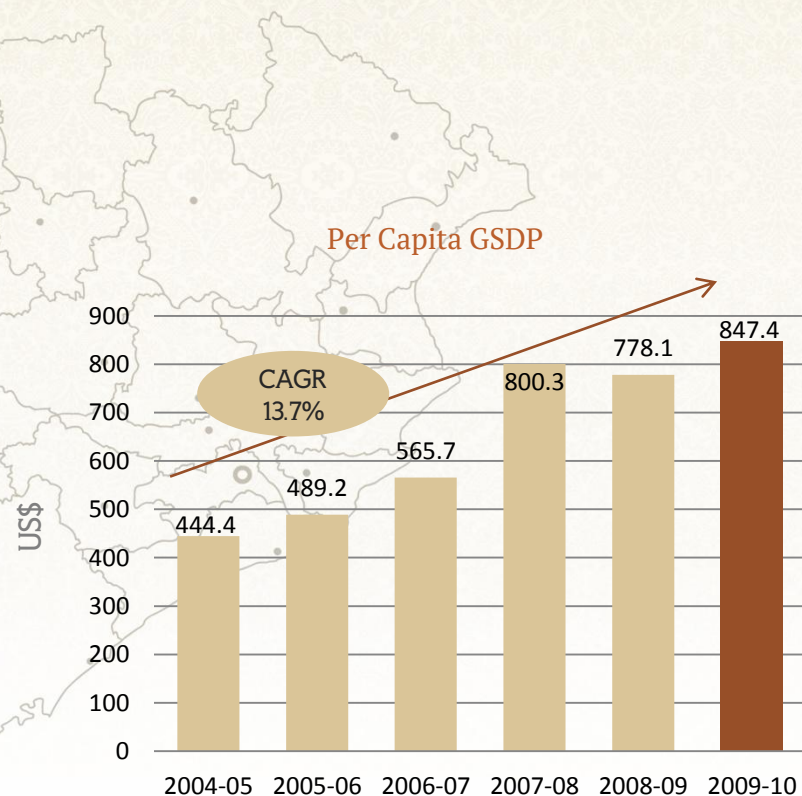
- The total Net State Domestic Product (NSDP) of Odisha was about US\$ 28.3 billion in 2009-10.
- The average NSDP growth rate between 2004-05 and 2009-10, was about 13.8 per cent.



Source: CMIE

Economic Snapshot – Per Capita GSDP

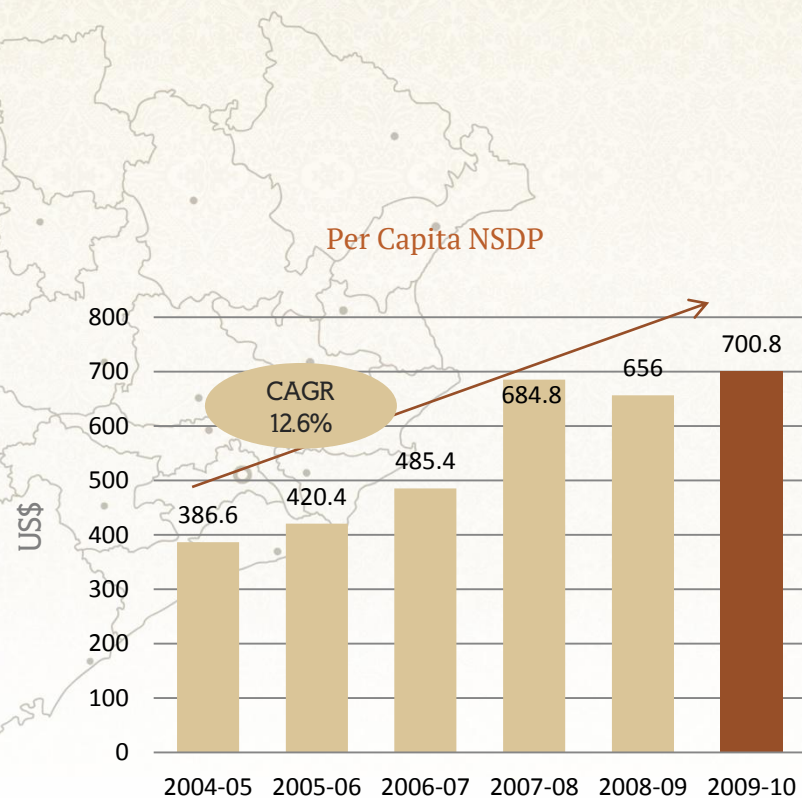
- The state's per capita GSDP in 2009-10 was US\$ 847.4 as compared to US\$ 444.4 in 2004-05.
- Per capita GSDP has increased at a CAGR (Compound Annual Growth Rate) of 13.7 per cent between 2004-05 and 2009-10.



Source: CMIE

Economic Snapshot – Per Capita NSDP

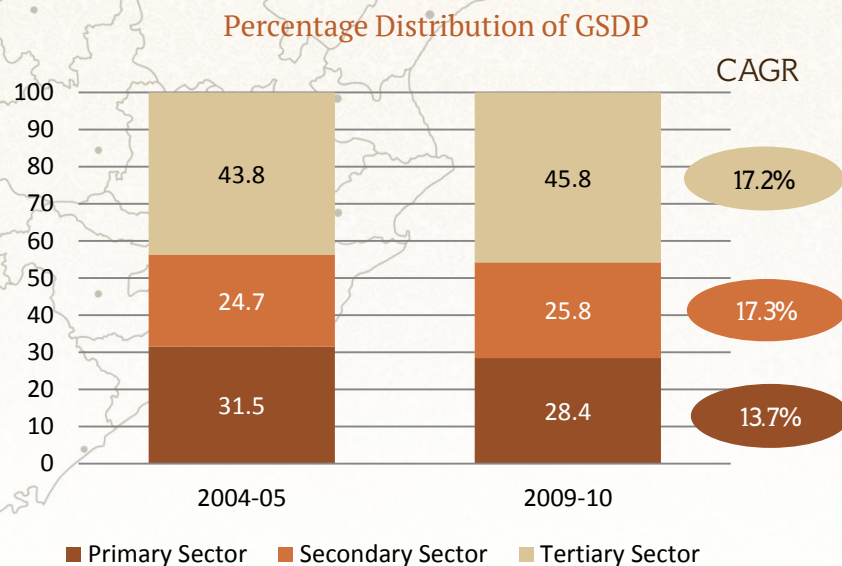
- The state's per capita NSDP in 2009-10 was US\$ 700.8 as compared to US\$ 386.6 in 2004-05.
- The per capita NSDP increased at an average rate of 12.6 per cent between 2004-05 and 2009-10.



Source: CMIE

Economic Snapshot – Percentage Distribution of GSDP

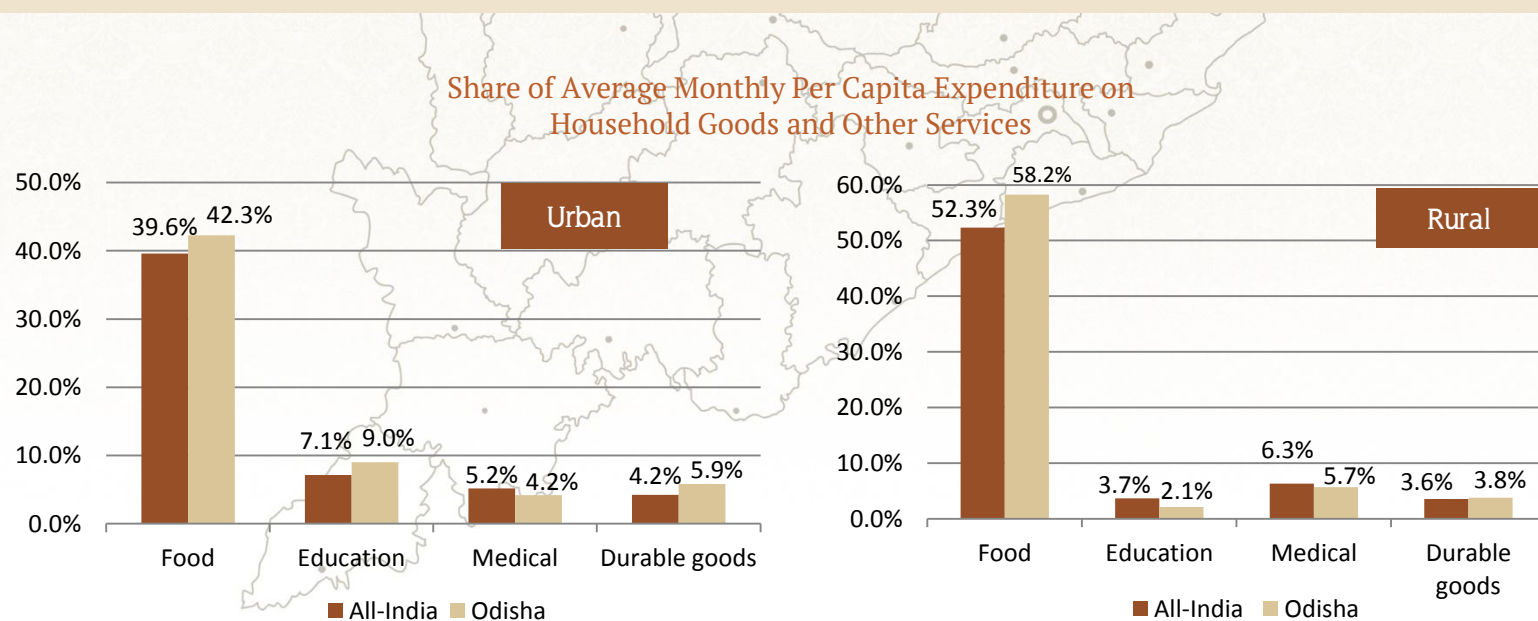
- In 2009-10, the tertiary sector contributed the most to the GSDP at 45.8 per cent (US\$ 15.6 billion). It was followed by the primary sector, contributing 28.4 per cent (US\$ 9.7 billion) and the secondary sector, contributing 25.8 per cent (US\$ 8.8 billion).
- At 17.3 per cent, the secondary sector recorded the highest growth rate of all three sectors in the period 2004-05 and 2009-10. It was followed by the tertiary sector, which grew at 17.2 per cent and the primary sector, which grew at 13.7 per cent during this period.



Source: CMIE

Economic Snapshot – Consumer Expenditure on Household Goods and Services

- Odisha is ahead compared to all-India in share of per capita expenditure on food and durable goods.
- With regards to share of expenditure on education, and medical services, the state is comparable to the all-India level.



Source: Household Consumer Expenditure in India, 2007-08 NSS 64th Round

Economic Snapshot – Agricultural Production

- In 2008-09, the total production of food grains in the state was around 7.3 million tonnes.
- Rice was the primary crop in the state. The total production of rice in the state was around 6.8 million tonnes in 2008-09.
- The top two crops account for over 85 per cent of the total crop production of the state.
- The major oilseeds grown in the state include groundnut, castor seeds, linseeds and sesam.
- As of 2008-09, the total area under cultivation of principal crops was 5.8 million hectares.

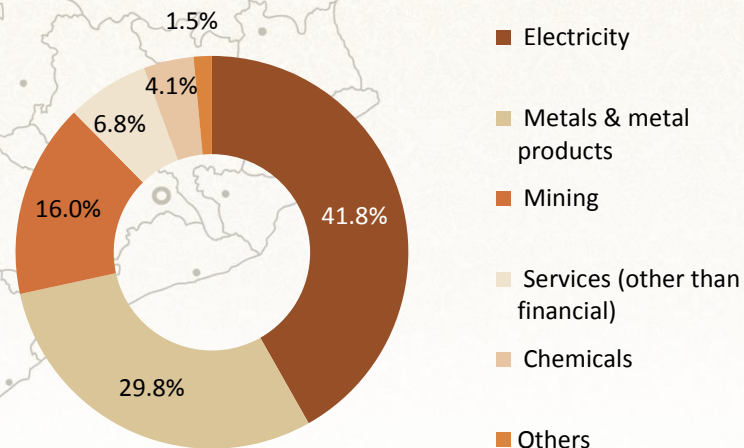
Crop	Annual Production – 2008-09 ('000 tonnes)
Rice	6,813
Sugarcane	646
Coconut	2.9*
Onion	278.8
Tur	119
Ground nut	96
Potato	76
Gram	25

Source: Economic Survey of Odisha, 2009-10
*Million Nuts

Economic Snapshot – FDI Inflows & Investments

- According to the Department of Industrial Policy & Promotion, the cumulative FDI inflows from April 2000 to April 2011 amounted to US\$ 281 million.
- In 2009-10, the outstanding investments in the state were US\$ 787.7 billion.
- Of the total outstanding investments, the electricity sector accounted for around 41.8 per cent followed by metals & metal products (29.8 per cent).
- The major investors in the metals sector are Tata Steel, Pohang Iron and Steel Company, Arcelor-Mittal, the Bhushan Group, the Jindal Group, Essar Steel, Hindalco, Vedanta, Aditya Aluminium, L&T-Dubal, Sterlite Iron and Steel, Welspun Power & Steel and Uttam Galva Steels.

Break up of Outstanding Investments by Sector (2009-10)

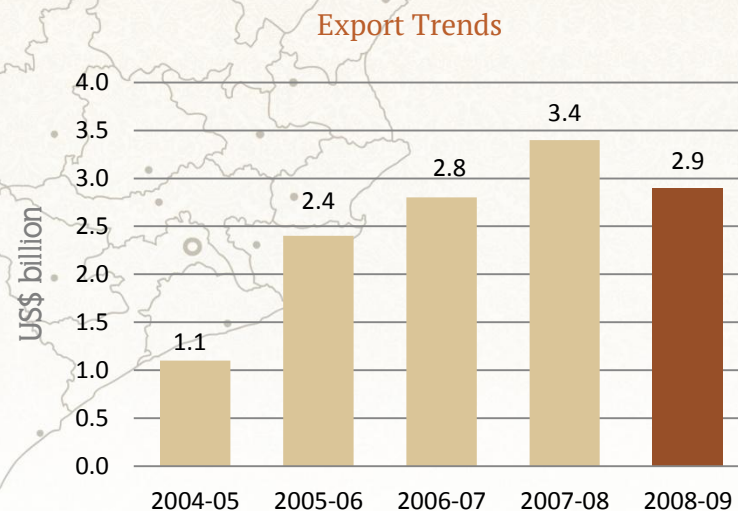


Others includes food & beverages, textiles, non-metallic minerals products, machinery, construction and irrigation

Source: CMIE

Economic Snapshot – Export Trends

- Odisha's total exports were US\$ 2.9 billion in 2008-09. Exports increased at a CAGR of 27.4 per cent between 2004-05 and 2008-09.
- Odisha has been a major exporter of mineral and metallurgical products, accounting for 52.4 per cent and 32.9 per cent of the state's total exports, respectively.
- The State Government has identified some sectors for export promotion and facilitation. These are agriculture and processed food products, readymade garments, electronics, IT, engineering goods, arts & crafts, and minerals & mineral-based products.



Source: Economic Survey of Odisha, 2009-10

Odisha

NOVEMBER
2011

SCENIC . SERENE . SUBLIME

Contents

- ❖ Odisha – An Introduction
- ❖ Infrastructure Status
- ❖ Business Opportunities
- ❖ Doing Business in Odisha
- ❖ State Acts & Policies



For updated information, please visit www.ibef.org

Physical Infrastructure – Roads



Source: Maps of India

- Odisha has around 242,736 km of roads including 3,704 km of National Highways and 5,102 km of State Highways.
- The state is well connected to its neighbouring states and other parts of India through 15 National Highways.
- Participation of private sector is being encouraged in the construction of highways.

Road Type	Road Length (Km)
National Highways	3,704
State Highways	5,102
District Roads	10,591

Sources: Ministry of Road Transport & Highways, Annual Report 2010-11, Economic Survey of Odisha, 2009-10

Physical Infrastructure – Railways



Source: Maps of India

- At the end of 2008-09, the total railway route length in Odisha was 2,439 km, including 54 km of narrow gauge.
- Odisha serves as a link between Eastern and Western India through the railway network of the South Eastern Railways and the East Coast Railways.
- With the commissioning of the Talcher-Sambalpur line, a vital link has been established between coastal and Western Odisha.
- Odisha falls in the East Coast Railways region. Its major divisions are Khurda Road, Sambalpur and Waltair, with district headquarters in Bhubaneswar.

Physical Infrastructure – Ports ... (1/2)




- The Paradip Port is a major port of India. It is located in the Jagatsinghpur district.
- The port handled 56.1 Million Metric Tonnes (MMT) of cargo in 2010-11.
- The port is connected with the broad-gauge rail link of the South Eastern Railway and is also served by National Highway-5A.

Ports	
Major Ports	• Paradeep
Minor Ports	• Gopalpur • Behrabalpur (Baleshwar)

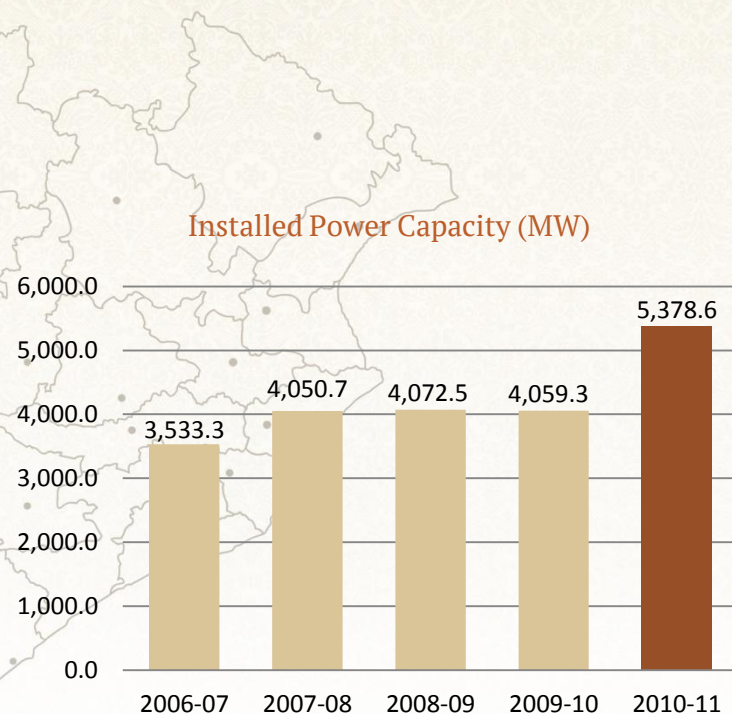
Source: Indian Ports Association

Physical Infrastructure – Ports ... (2/2)

- 
- In addition to the two minor ports at Gopalpur and Behrabalpur, the state is developing port infrastructure at Dhamra (Bhadrak district), Kirtania (Baleshwar district), Chudamani (Bhadrak district), Jatadhar (Jagatsinghpur district) and Astaranga (Puri district).
 - The State Government is encouraging private firms to strengthen port infrastructure for several upcoming metallurgical projects in the state.
 - The State Cabinet has approved the formation of the Orissa Maritime Board (OMB), which will act as the single-window agency for the development of ports and inland waterways. It aims to facilitate Odisha ports in handling 330 MMT of cargo per annum by 2012.

Physical Infrastructure – Power ... (1/2)

- Odisha was the first state in the country to bring in power sector reforms.
- As of March 2011, Odisha had a total installed power generation capacity of 5,378.6 MW. It consisted of 2,561.5 MW under state utilities, 1,200 MW under private sector and 1,617.1 MW under central utilities .
- Of the total installed power capacity, 3,132.1 MW was contributed by thermal power, 2,166.9 MW was contributed by hydro power and renewable power contributed 79.6 MW of capacity.



Source: Central Electricity Authority

Physical Infrastructure – Power ... (2/2)

Segment	Company*
Power Generation Company	<ul style="list-style-type: none"> Orissa Power Generation Company (OPGC)
Power Transmission Company	<ul style="list-style-type: none"> Orissa Power Transmission Corporation Limited (OPTCL)
Power Distribution Companies	<ul style="list-style-type: none"> Western Supply Company of Orissa Limited (WESCO) North Eastern Electricity Supply Company of Orissa Limited (NESCO) Southern Electricity Supply Company of Orissa Limited (SOUTHCO) Central Electricity Supply Utility of Orissa (CESU)

*OPGC, OPTCL and CESU are State Government owned. WESCO, NESCO and SOUTHCO are private companies under Reliance Energy.

Physical Infrastructure – Telecom

- As of December 2010, the state had an overall tele-density of 52.3 per cent.
- According to the Department of Telecommunications, Government of India, Odisha had 20.7 million wireless connections and 568,714 wire-line subscribers, as of December 2010.
- There are 1,174 telephone exchanges in the state as of December 2010.

Telecom Infrastructure (December 2010)

GSM Cellular Subscribers [^]	17,484,563
Broadband Subscribers*	172,405
Post Offices**	8,162
Telephone Exchanges	1,174
Wireless Subscriber	20,717,076
Wire-line Subscriber	568,714

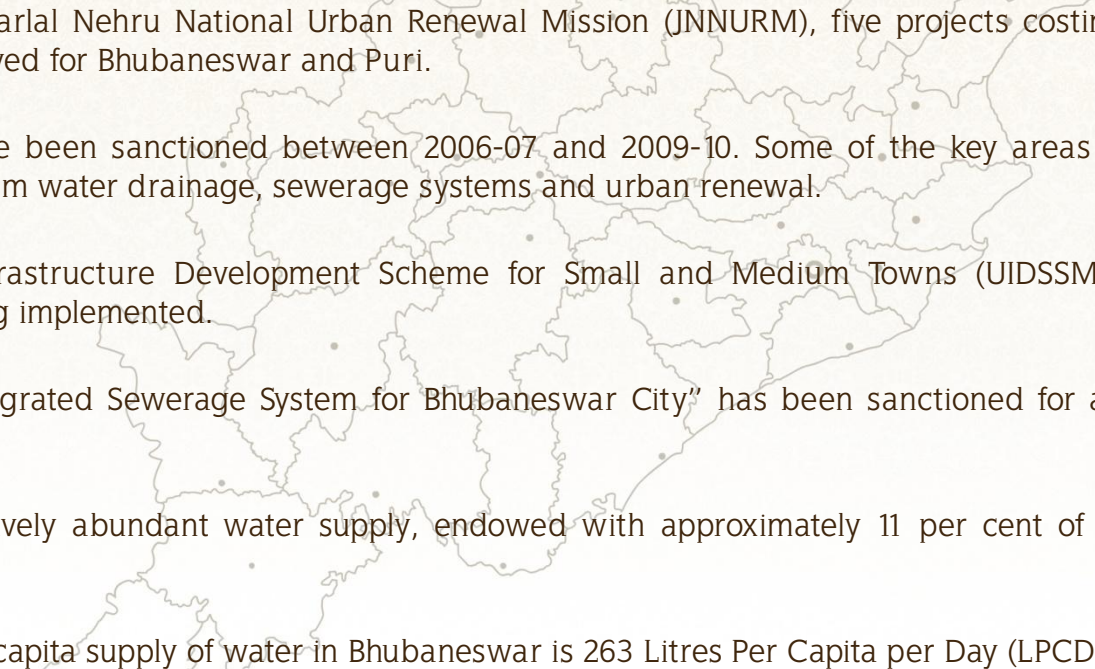
Some of the Major Telecom Operators in Odisha

Bharat Sanchar Nigam Limited (BSNL)
Bharti Airtel
Vodafone Essar
Reliance Communications
IDEA Cellular
Dishnet Wireless (Aircel)

Sources: Cellular Operators Association of India, Department of Telecommunications, Annual Report 2010-11
Economic Survey of Odisha, 2009-10
[^] As of September 2011,
^{*}As of November 2010,
^{**}As of March 2009

Source: Cellular Operators Association of India

Development Projects: Urban Infrastructure

- 
- Under the Jawaharlal Nehru National Urban Renewal Mission (JNNURM), five projects costing US\$ 177.9 million have been approved for Bhubaneswar and Puri.
 - The projects have been sanctioned between 2006-07 and 2009-10. Some of the key areas of development are water supply, storm water drainage, sewerage systems and urban renewal.
 - Under Urban Infrastructure Development Scheme for Small and Medium Towns (UIDSSMT), 11 water supply projects are being implemented.
 - The project “Integrated Sewerage System for Bhubaneswar City” has been sanctioned for an estimated cost of US\$ 165.5 million.
 - Odisha has relatively abundant water supply, endowed with approximately 11 per cent of the country’s water resources.
 - The average per capita supply of water in Bhubaneswar is 263 Litres Per Capita per Day (LPCD).

Source: JNNURM, Ministry of Urban Development, Government of India

Development Projects: Key Public Private Partnership project ... (1/2)

Contract Authority	Project	Investment (US\$ million)	PPP Type	Status
Education				
Industry Science and Technology Department, Odisha	Biotech Park at Andharua, Bhubaneswar	20.2	BOOT	Under Construction
Ports				
Department of Commerce & Transport, Odisha	Dhamra Port	536.7	BOOST	Under Construction
Department of Commerce & Transport, Odisha	Kirtania Port at the mouth of the river Subarnarekha	434.8	BOOST	Under Construction
Roads				
National Highways Authority of India (NHAI)	Chandikole-Jagatpur-Bhubaneswar	220.9	BOT-Toll	Under Construction

Source: pppindiadatabase.com

BOOT: Build-Own-Operate-Transfer, BOOST: Build-Own-Operate-Share-Transfer, BOT: Build-Own-Transfer

Development Projects: Key Public Private Partnership project ... (2/2)

Contract Authority	Project	Investment (US\$ million)	PPP Type	Status
Railways				
Orissa Industrial Infrastructure Development Corporation (IDCO)	Haridaspur-Paradeep broad-gauge rail link	129.1	DBFOT	Under Construction
Urban Development				
Housing and Urban Development Department	Housing-cum-commercial complex Patrapada and Ranasinghpur	130.4	DBFOT	Bidding
Orissa Industrial Infrastructure Development Corporation (IDCO)	Info-Park at Bhubaneswar	108.7	BOOT	Under Construction

Source: pppindiadatabase.com

BOOT: Build-Own-Operate-Transfer, DBFOT: Design-Build-Finance-Operate-Transfer

Development Projects: SEZs and Industrial Estates ... (1/2)

- Ten SEZs had formal approvals and another five had been notified, as of October 2011.
- The state has one operational IT/ITeS SEZ in Bhubaneswar as of October 2011.
- Orissa Industrial Infrastructure Development Corporation (IDCO) is the main developer for over 35 per cent of the formally-approved SEZs.
- The state has 86 industrial estates.

Industry	Location	SEZs (No)
Formally Approved SEZ		
IT/ITeS	Khurda, Jatni, Bhubaneswar	4
Mineral-Based SEZ	Ganjam	1
Aluminium	Sambalpur, Jharsuguda	2
Metal-Based SEZ	Jajpur	1
Multi-Product	Ganjam	1
Solar	Cuttack	1

Source: www.sezindia.nic.in

Development Projects: SEZs and Industrial Estates ... (2/2)



★ Formally-approved SEZ

Social Infrastructure – Education ... (1/2)

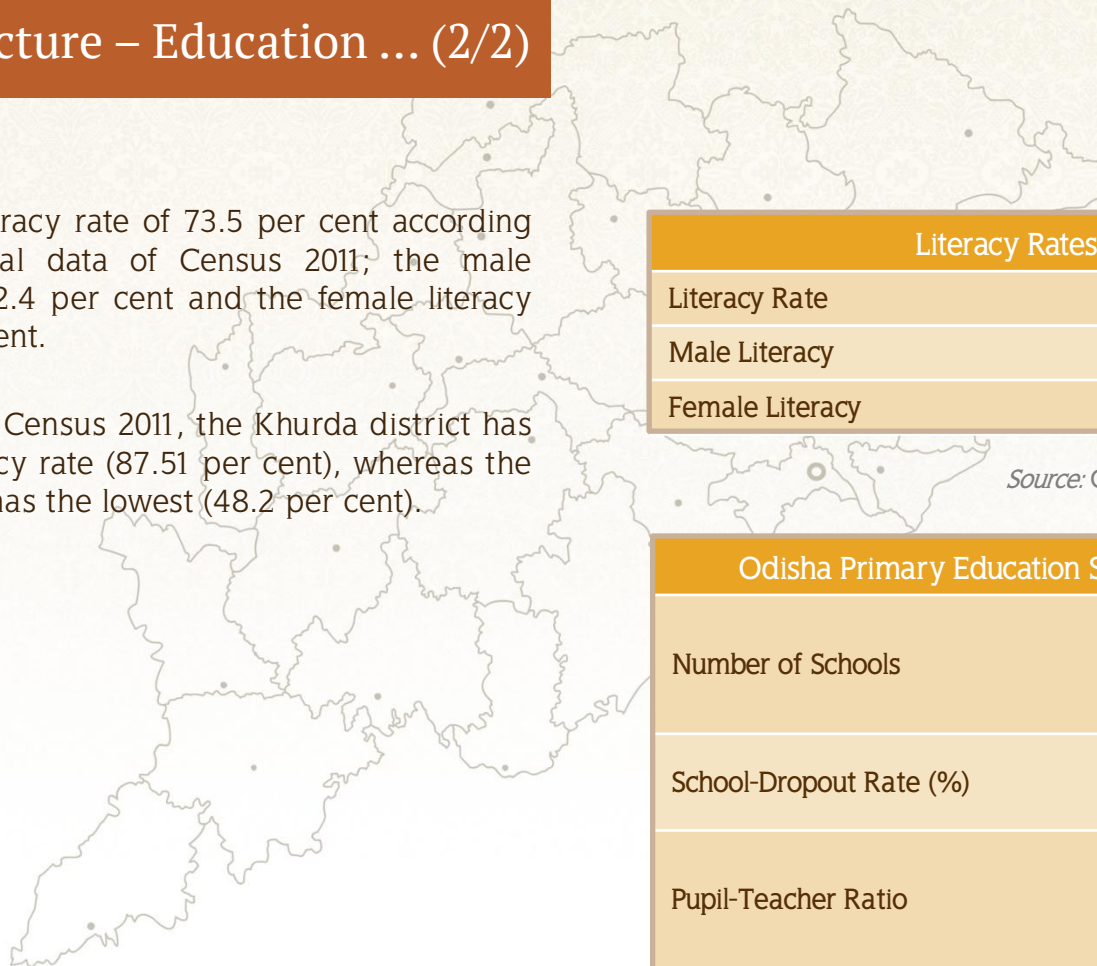
- In 2008-09, Odisha had around 50,062 primary schools with over 4.5 million students enrolled.
- The major universities are Utkal University, Biju Patnaik University of Technology, and popular colleges are Orissa Engineering College and Sriram Chandra Bhanj Medical College.
- The state is also home to premier institutions such as National Institute of Technology (NIT) Rourkela, Xavier Institute of Management, and National Institute of Science Education and Research.
- The state's industrial policy aims to improve technical manpower and upgrade skills of local entrepreneurs.

Educational Infrastructure (2008-09)	
Medical Colleges	6
Dental Colleges	5
Engineering Colleges	95
MCA Colleges	60
MBA Colleges	67
Polytechnics/Engineering Schools	85

Source: Economic Survey of Odisha, 2009-10
MCA: Master of Computer Applications
MBA: Master of Business Administration

Social Infrastructure – Education ... (2/2)

- Odisha has a literacy rate of 73.5 per cent according to the provisional data of Census 2011; the male literacy rate is 82.4 per cent and the female literacy rate is 64.4 per cent.
- According to the Census 2011, the Khurda district has the highest literacy rate (87.51 per cent), whereas the Nabarangapura has the lowest (48.2 per cent).



Literacy Rates (%)	
Literacy Rate	73.5
Male Literacy	82.4
Female Literacy	64.4

Source: Census 2011 (provisional data)

Odisha Primary Education Statistics (2008-09)	
Number of Schools	Primary: 50,062 Upper Primary: 19,057 High Schools: 7,500
School-Dropout Rate (%)	Primary: 4.9 Upper Primary: 8.4
Pupil-Teacher Ratio	Primary: 37:1 Upper Primary: 38:1 High Schools: 22:1
Net-Enrolment Ratio in Primary Schools	92.7

Source: Economic Survey of Odisha, 2009-10

Social Infrastructure – Health

- In 2008-09, there were 2,793 Allopathic Medical Institutions in the state with 22,257 hospital beds.
- There were 181 Hospitals, 231 Community Health Centres, 1,278 Primary Health Centres under public sector as of 2008-09.
- There are 1,089 private sector medical institutions in the state as of 2008-09.

Health Infrastructure (2008-09)	
Hospitals	181
Community Health Centres	231
Primary Health Centres	1,278
Sub-Centres	6,688

Health Indicators (2009)	
Population Served Per Hospital Bed	1,798 [^]
Birth Rate*	21
Death Rate*	8.8
Infant Mortality Rate**	65
Life Expectancy at Birth (year)	
Male (2002-06)	59.5
Female (2002-06)	59.6

Sources: Economic Survey of Odisha, 2009-10,
Sample Registration System 2009

*Per thousand persons

**Per thousand live births

[^]As of 2008-09

Cultural Infrastructure

- There are sports stadiums in Bhubaneswar, Cuttack, and other cities. Badminton, cricket, hockey, tennis, table tennis and volleyball are the major sports although, other games are also popular.
- The Dharani Dhar sports complex was inaugurated in Keonjhar district, in December 2009.
- The main sports arenas are the Barabati Stadium and Jawaharlal Indoor Stadium in Cuttack, the Biju Patnaik Swimming Pool-cum-Sports Complex and the Kalinga Stadium in Bhubaneswar, a sports complex in Berhampur, and a synthetic hockey surface stadium in Rourkela.
- The key hotels in Bhubaneswar are the Trident Hilton, Kalinga Ashoka, Swosti Plaza. In Cuttack, the key hotels are the Akbari Continental and Hotel Bishal, while Mayfair Beach Resorts and Panthanivas Puri are the most popular hotels in Puri.
- Puri is a beach city famous for hosting the annual temple festival, or the Rath Yatra, which draws tens of thousands of religious tourists.
- The state is home to several famous temples, such as the Lingaraj temple and the Kedareshwar temple in Bhubaneswar, Jagannath temple and Gundicha temple in Puri and the Sun temple in Konark.
- Odissi is the major dance form of the state.

Industrial Infrastructure ... (1/2)

- As part of the State Government-enacted Orissa Industries (Facilitation) Act, 2004, a single-window clearance system was implemented in the state. This was done with the aim of facilitating the growth of industries and creating an attractive environment for both domestic and international investments.
- The Government of India has identified locations such as Duburi, Chhatrapur, Kalinga Nagar (Bhubaneswar), Jharsuguda and Kesinga as 'Growth Centres'.

Key Industrial Zones

Talcher-Angul

Kalinganagar-Duburi

Bhubaneswar-Khurda

Rayagada-Sunabeda

Gopalpur-Chatrapur

Paradip-Jagatsinghpur

Jharsuguda-Brajarajnagar

Industrial Infrastructure ... (2/2)

Industrial Zones	Description
Infocity	<ul style="list-style-type: none"> The IT park is spread over 350 acres in Bhubaneswar and has IT companies such as Infosys, Wipro, TCS and MindTree. Equipped with modern infrastructure including a nine-hole golf course, it is one of the biggest IT parks in Eastern India. Infocity-II is projected to be spread over 500 acres at Janla. It will be ready by 2012.
Fortune Tower	<ul style="list-style-type: none"> It has a built-up space of 350,000 sq ft in a hi-tech steel and glass structure equipped with high-speed connectivity in Bhubaneswar and is home to a number of IT companies.
Industrial Infrastructure Development Corporation (IDCO) Tower	<ul style="list-style-type: none"> It is a strategically located, 11-storeyed business centre in Bhubaneswar and has a number of IT/ ITeS companies.
Special Economic Zones (SEZs)	<ul style="list-style-type: none"> The Chandaka Industrial Estate in Khurda is an IT/ITeS SEZ developed by the Orissa Industrial Development Corporation. Nine more SEZs have been given formal approval and five had been notified by the Government of India.
Technology Parks	<ul style="list-style-type: none"> The Software Technology Parks of India (STPI) has developed software technology parks at Bhubaneswar, Rourkela and Berhampur.

Industrial Clusters

District	SSI* Units (No)	Industries
Sundargarh	395	Textiles, Mining and Metal-based Industries.
Ganjam	326	Chemicals, Sugar, Textiles, Small Scale Industries (SSI) in Food-based Products, Glass and Ceramics.
Khurda	356	Agro-based Industry, Tourism and Handloom.
Cuttack	372	Paper Mills, Textiles and Steel Industries, Handicraft and Cottage Industry (Silver Filigree, Brass and Metal Works, Stone Carving, Cane and Bamboo Products, Among Others), Food-processing and Engineering Units.
Balasore	262	Alloys, Paper Mills, Tourism and Fishing.
Mayurbhanj	256	Mining, Agro-based and Forest-based Industries and Mineral Grinding.
Jajpur	277	Mining and Food-based Industries.
Puri	779	Agro-based, Fishing and Tourism.
Bolangir	190	Mining and Mineral Based Industries, SSIs in Agriculture-based Industries, Engineering and Metal-based Industries, Rubber and Plastics and Chemical-based Industries.
Kendujhar	181	Mining (Iron, Manganese, Chromite), Iron and Steel, Engineering, Metals, Chemicals and Agro-based Industries.
Bhadrak	194	Agro-based Units, Fisheries, Tourism and Ship Building.
Other Districts	1,134	Varied

*Small Scale Industry

Odisha

NOVEMBER
2011

SCENIC . SERENE . SUBLIME

Contents

- ❖ Odisha – An Introduction
- ❖ Infrastructure Status
- ❖ Business Opportunities
- ❖ Doing Business in Odisha
- ❖ State Acts & Policies



For updated information, please visit www.ibef.org

Key Industries

- Odisha's industries are based mainly on the natural resources available in the state.
- Forest-based products provide livelihood to a large section of the population of the state. Agriculture and allied sector have provided employment, directly or indirectly, to more than 60 per cent of the state's total workforce.
- The state has significant reserves of iron ore, bauxite, nickel and coal. Hence, it is an attractive destination for mineral-based industries.
- The state is one of the top producers of aluminium in the country, both in terms of production capacity as well as actual production.
- In 2008-09, over 4,806 medium and small scale units were established in the state.

Key Industries in Odisha

- Iron and Steel, and Ferroalloy
- Aluminium
- Handloom
- Agro-Based Industry
- Mining
- IT/ITeS
- Electronics
- Tourism

Small Scale Units*

Working Units (No)	101,933
Fixed Investment (US\$ million)	729.3

Source: Economic Survey of Odisha, 2009-10

**As of 2008-09*

Key Players



Key Industries – Iron, Steel and Ferroalloy Industry ... (1/2)

- Odisha is one of the largest producers of iron and steel in the country.
- The state accounts for about 32.9 per cent of all the iron-ore deposits in India, thus making it one of the favoured investment destinations for domestic and international iron and steel players.
- Odisha has substantial reserves of other minerals that go into steel making such as coal, dolomite and limestone.
- In addition, there are abundant water resources, adequate power, a reasonably good road and rail connectivity and port facilities at Paradeep, Gopalpur and Behrabalpur (Baleshwar).

Some of the Key Players

- Tata Steel
- POSCO India Pvt Ltd
- Visa Steel Ltd
- Essar Steel

Key Industries – Iron, Steel and Ferroalloy Industry ... (2/2)

Tata Steel



- Established in 1907, Tata Steel is Asia's first and one of India's largest private sector steel companies. It recorded revenues of US\$ 7.1 billion in 2010-11.
- It is amongst the lowest-cost producers of steel in the world and one of the few select steel companies in the world that has a positive Economic Value Added (EVA+). The company has a crude-steel production capacity of 30 Million Tonnes Per Annum (MTPA). It is planning to set up a new US\$ 4.08 billion steel plant in Kalinganagar (Jajpur district) and preliminary work is in progress. The plant will have an annual production capacity of 6 million tonnes. Tata Steel is also in a joint venture with L&T to set up a deep-water port at Dhamra for handling bulk cargo, with a total capacity of 83 million tonnes. The port commenced its commercial operations from September 2010.

POSCO India Pvt Ltd



- A subsidiary of the Korean company POSCO, which is among the world's top five steel producers, POSCO India plans to set up a 4 million tonnes per annum green field project in the Jagatsinghpur district of Odisha. The plant's first phase will be completed in 2011-12 and is estimated to cost US\$ 12 billion. It will manufacture hot-rolled products and slabs.

Visa Steel Ltd



- Visa Steel Limited is part of the Visa Group. It produces pig iron, coke and chrome ore. In 2010-11, the company recorded revenues of US\$ 292.4 million. It has two manufacturing facilities. The plant at Kalinganagar has an annual production capacity of 225,000 tonnes of pig iron, 400,000 tonnes of coke, 50,000 tonnes of ferro-chrome and 300,000 tonnes of sponge iron. The other plant is in Golagaon, with a chrome-ore beneficiation and grinding plant, both with a capacity of 100,000 tonnes per annum. The company is in the process of setting up an integrated 0.5 MTPA special- and stainless steel-plant in Kalinganagar.

Essar Steel



- Essar Steel is a global producer of steel and is present in India, Canada, the US and Southeast Asia. Its revenues in 2009-10 were US\$ 2.2 billion and it produced 8.6 Million Tonnes Per Annum (MTPA) of steel. It is making significant investments in setting up steel plants across the world, one among these is the 6 MTPA integrated steel plant at Paradeep in Odisha.

Key Industries – Aluminium Industry ... (1/2)

- Odisha has over 50 per cent of the bauxite reserves of India, making it an ideal location for setting up aluminium and aluminium-based companies.
- It also has adequate water and power supply for such industries.
- Some of the biggest companies in the aluminium industry including National Aluminium Company Limited, Hindalco Industries Limited and Vedanta Group have operations in Odisha.

Key Players

- National Aluminium Company Limited
- Hindalco Industries Limited
- Vedanta Group

Key Industries – Aluminium Industry

... (2/2)

National Aluminium Co Ltd (NALCO)



- NALCO is among Asia's largest and one of the world's leading integrated aluminium complexes. Its operations include bauxite mining, alumina refining, aluminium smelting and casting, power generation, rail and port management. The company had a revenue of US\$ 1.1 billion in 2009-10. It employs some of the world's finest technologies used in the aluminium industry. NALCO is planning to set up an aluminium park in Angul in a joint venture with IDCO. The company is also planning a green field project in Jharsuguda for a smelting and power complex of 500,000 tonne capacity, with an investment of US\$ 1.8 billion.

Hindalco Industries Ltd (HIL)



- With a turnover in excess of US\$ 4.3 billion in 2009-10, HIL is owned by the Aditya Birla Group and is among the world's largest aluminium rolling companies and one of the biggest producers of primary aluminium in Asia. It acquired the Indian Aluminium Company Limited (Indal) in June 2000. HIL produces 143,000 Tonnes Per Annum (TPA) of aluminium from its plant at Hirakud.

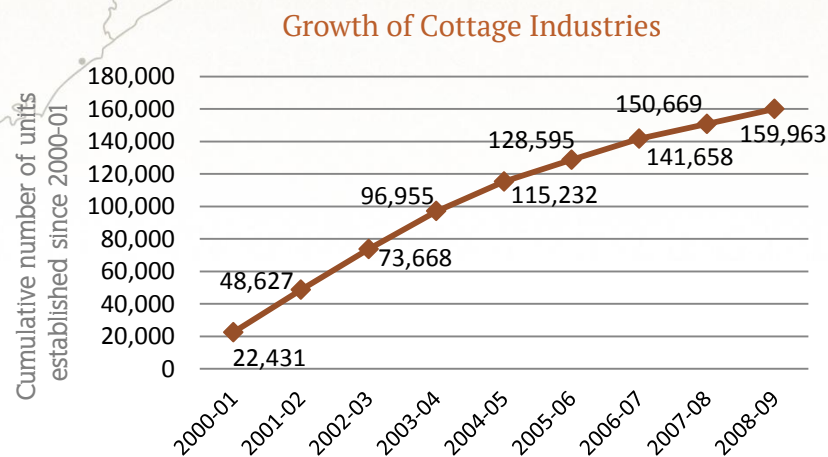
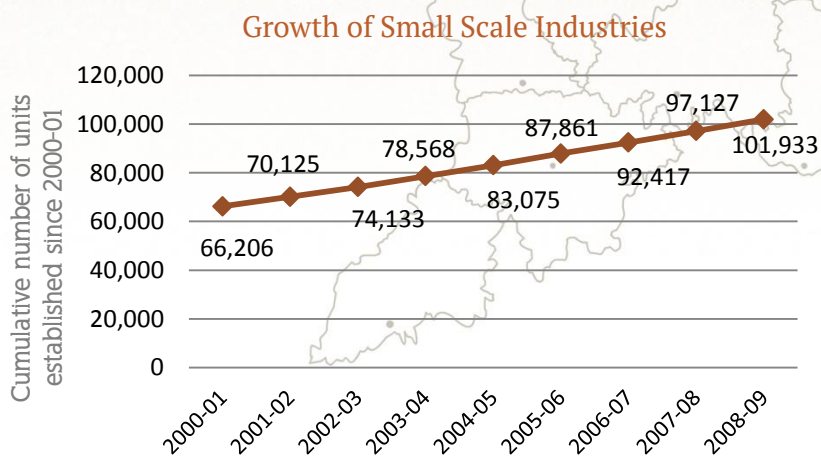
Vedanta Group



- Vedanta Resources plc, the London-based holding company of the Sterlite group, is a key player in the aluminium industry in India. The company recorded revenues of over US\$ 7.9 billion in 2009-10. Vedanta operates several bauxite mines. It produces aluminium from its Bharat Aluminium Company Limited (BALCO) and Madras Aluminium Company Limited (MALCO). The company operates an aluminium refinery at Lanjigarh in Kalahandi. It has a capacity of 1 MTPA. The company plans to add 1.6 million tonnes of smelting capacity.

Key Industries – SSI, Handicraft and Cottage Industries

- Odisha's Small Scale Industries (SSI) is characterised by low capital investment requirement, low gestation period, high value addition, and high export promotion prospects.
- The Orissa State Cooperative Handicrafts Corporation is engaged in strengthening the production base, enlarging marketing opportunities, encouraging exporters and introducing new designs and technology in the handicrafts sector.
- In order to strengthen the artisan-based enterprises in the handicrafts sector, 19 Handicraft Training Centres are functioning in different districts.



Source: Economic Survey of Odisha, 2009-10

Key Industries – Agro-based and Fertiliser Industries ... (1/2)

- Odisha's main agriculture products are rice, pulses, oilseeds, vegetables, groundnut, cotton, jute, coconut, spices, potato and fruits.
- Coconut is cultivated over an area of around 52,200 hectares as of March 2009.
- There is a vast scope for agro-based industries for rice, lentils, edible oil-milling, dehydration of vegetables, maize-milling, cattle and poultry rearing, cotton oil, potato chips, coconut oil, sugar mills, mushroom cultivation, non-edible oils and others.
- In 2010, the state announced its plans to attract major food processing companies, based on abundant maize grown in the Nawarangpur district.

Some of the Key Players

- Nayagarh Sugar Complex Limited
- Sakthi Sugars Limited
- Aska Cooperative Sugar Industries Limited
- Paradeep Phosphates Limited

Key Industries – Agro-based and Fertiliser Industries ... (2/2)

Nayagarh Sugar Complex Ltd (NSCL)



- Established in 2004, NSCL is located in the Nayagarh district of Odisha. The company has a capacity to crush 1,500 tonnes of sugarcane per day. It produces white crystal sugar, molasses, bagasse, fly ash and press mud.

Sakthi Sugars Ltd



- One of the largest white crystal sugar producers in India, Sakthi Sugars has a total capacity to crush 19,000 tonnes of sugarcane a day. The company has facilities in both Tamil Nadu and Odisha, with one cooperative sugar factory at Barambagarh in the Cuttack district, and another in the Dhenakal district. The company has a cane crushing capacity of 19,000 tonnes per day. The company recorded revenues of US\$ 469.1 million in 2010-11.

Aska Cooperative Sugar Industries Ltd



- Established in 1963, Aska is one of the oldest sugar mills in the state, located in Aska town of the Ganjam district. The cooperative provides livelihood to 20,000 sugarcane growers in the area. The plant has a capacity to crush 2,500 tonnes per day. In 2009, the State Government announced its plans to modernise the Aska plant to boost production.

Paradeep Phosphates Ltd (PPL)



- PPL was incorporated in 1981 as a joint venture between the Government of India and the Republic of Nauru. In 2010-11, it had revenues of US\$ 281.5 million. It is a prime player in the phosphoric fertilisers space that have applications in a wide range of crops. It has a di-ammonium phosphate plant in Paradeep, which has an annual capacity of 720,000 tonnes.

Key Industries – Mining Industry ... (1/2)

- Odisha is one of India's richest states in terms of mineral reserves.
- The mineral belt is spread over an area of more than 6,000 sq km.
- The key minerals found in the state are iron, coal, bauxite, manganese, nickel, chromite, limestone, dolomite, graphite, decorative stones, beach sand, china clay, tin ore, etc.

Some of the Key Players

- Orissa Mining Corporation
- Mahanadi Coalfields Limited
- Rungta Mines Limited
- Ferro Alloy Corporation Limited (FACOR)

Mineral Resources as a Percentage of India's Natural Reserves*

Iron-ore	33
Bauxite	55
Nickel	92
Chromite	95
Coal	24

Source: Economic Survey of Odisha, 2009-10

*As of 2004-05

Key Industries – Mining Industry ... (2/2)

Orissa Mining Corporation Ltd



- OMC was established in 1956 to explore and harness the mineral wealth of Odisha. In 1962, it became a state-owned corporation of the Government of Odisha. OMC has reserves of 400 million tonnes of iron ore, 19 million tonnes of manganese-ore, 28 million tonnes of chromite, 220 million tonnes of bauxite, 19 million tonnes of limestone and other minerals. OMC acts as a facilitating agent for development of bauxite properties and operates 11 iron-ore mines, five chrome-ore mines, three manganese mines and one limestone mine. In February 2009, OMC announced its plan to set up a 2.5 million tonnes iron-ore crushing facility at its Daitari mines. This would increase its production from 2 million tonnes to 6 million tonnes.

Mahanadi Coalfields Ltd (MCL)



- MCL is a subsidiary of Coal India Limited and was formed in April 1992. It has two coalfields at Talcher & IB Valley in Odisha. The total coal production at MCL in 2010-11 was 100.2 million tonnes against 96.3 million tonnes in 2008-09. The company employs over 21,000 people. It has improved overall productivity with the output per man-shift of the company increasing from 4.7 tonnes 1992-93 to 14.6 tonnes in 2009-10.

Rungta Mines Ltd



- Rungta Mines Limited is the flagship company of the Rungta Group. The company specialises in mining iron-ore, but also mines of limestone, dolomite, fireclay and bauxite. In August 2009, the company announced plans to set up a 1 million tonne cement plant in Odisha, which will involve an investment of US\$ 126.5 million.

Ferro Alloys Corp Ltd (FACOR)



- Founded in 1955, FACOR is one of the largest producers and exporters of high-carbon ferro-chrome and charge-chrome in the world. The company has a large chrome ore mining complex in Bhadrak, which has the capacity to produce 65,000 tonnes per annum of charge-chrome and 250,000 tonnes per annum of chrome ore. It recorded revenues of US\$ 73.5 million in 2009-10.

Key Industries – IT/ITeS and Electronics Industry ... (1/2)

- The IT sector is dominated by over 300 Small and Medium Enterprises.
- The sector employs about 12,000 software professionals.
- The state has an ample talent pool to cater to the needs of this industry. It produces 20,000 Bachelor of Technology and MCA graduates, about 3,000 management professionals and 50,000 general graduates every year.
- Odisha exported software worth US\$ 235.5 million in 2009-10. The state has projected software exports of US\$ 1 billion by 2012-13.

Some of the Key Players

- Infosys Ltd
- Tata Consultancy Services
- Wipro Ltd
- Orisys Infotech Pvt Ltd

Key Industries – IT/ITeS and Electronics Industry ... (2/2)

Infosys Ltd




- Infosys was set up in 1981 and recorded revenues of US\$ 6.0 billion in 2011. It has presence in the areas of IT consulting, modular global sourcing, process re-engineering and BPO services. It has international operations in Australia, China and the US and marketing and technological alliances with FileNet, IBM, Intel, Microsoft, Oracle, etc.
- As of June 2011, the company had an employee strength of 133,560 globally. In Odisha, it has a world-class development centre at Bhubaneswar. It has been in Odisha for over a decade, now. The development centre at Bhubaneswar anchors Infosys' relationships with clients from Canada, Europe and North America.

Tata Consultancy Services (TCS)



- TCS is among the leading Indian IT services, business solutions and outsourcing companies. It had revenues of US\$ 8.2 billion in 2010-11. TCS employs over 198,500 people worldwide with a presence in 42 countries. It has operations in Odisha (in Bhubaneswar) since 2001.

Wipro Ltd



- Established in 1945, the company had revenues of US\$ 6 billion in 2009-10. It has presence in the areas of IT services, product engineering, technology infrastructure services, BPO and other consulting solutions.
- The company provides services such as application development, deployment and maintenance, business intelligence and Customer Relationship Management (CRM). The company is based in Bengaluru, and has 72 development centres and 30 offices spread across India, North America, Middle East and Europe. In February 2008, the company set up a development centre in Bhubaneswar.

Orisys Infotech Pvt Ltd

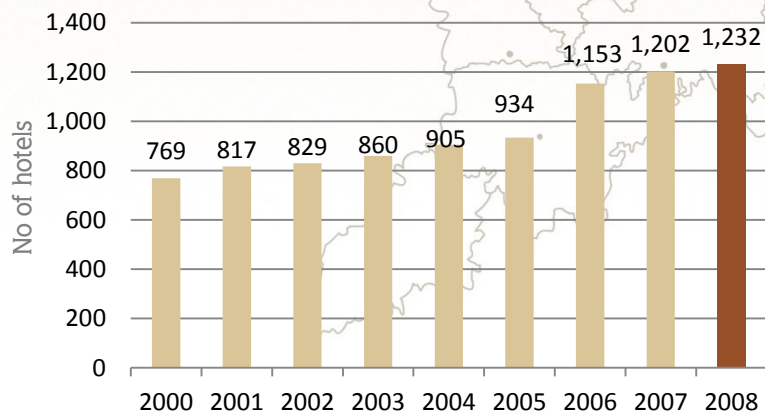


- Established in 2001, Orisys Infotech is a software development company, which offers services from system applications to business application development. It is involved in a variety of services, such as software development, web solutions, e-commerce, multimedia and search engine marketing. The company is based in Bhubaneswar.

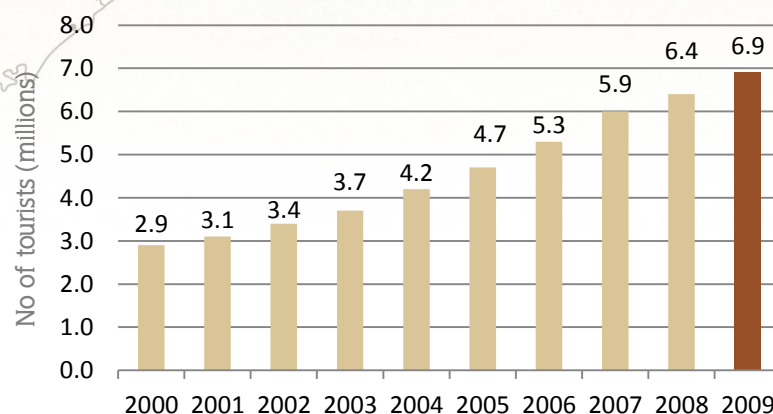
Key Industries – Tourism Industry

- Odisha has vast potential for the development of tourism. It is one of the critical sectors of the state economy in terms of foreign exchange earnings as well employment generation opportunities.
- Bhubaneswar, the capital city of the state, is known as the temple city of India and is home to about 500 temples.
- Puri, Bhubaneswar and Konark are the main centres for religious tourism.
- The tourist inflow in the state has increased from 5.9 million in 2007 to 6.9 million in 2009, representing a CAGR of 8.1 per cent.

Total Number of Hotels



Total Tourist Arrivals in Odisha



Source: Economic Survey of Odisha, 2009-10

Odisha

NOVEMBER
2011

SCENIC . SERENE . SUBLIME

Contents

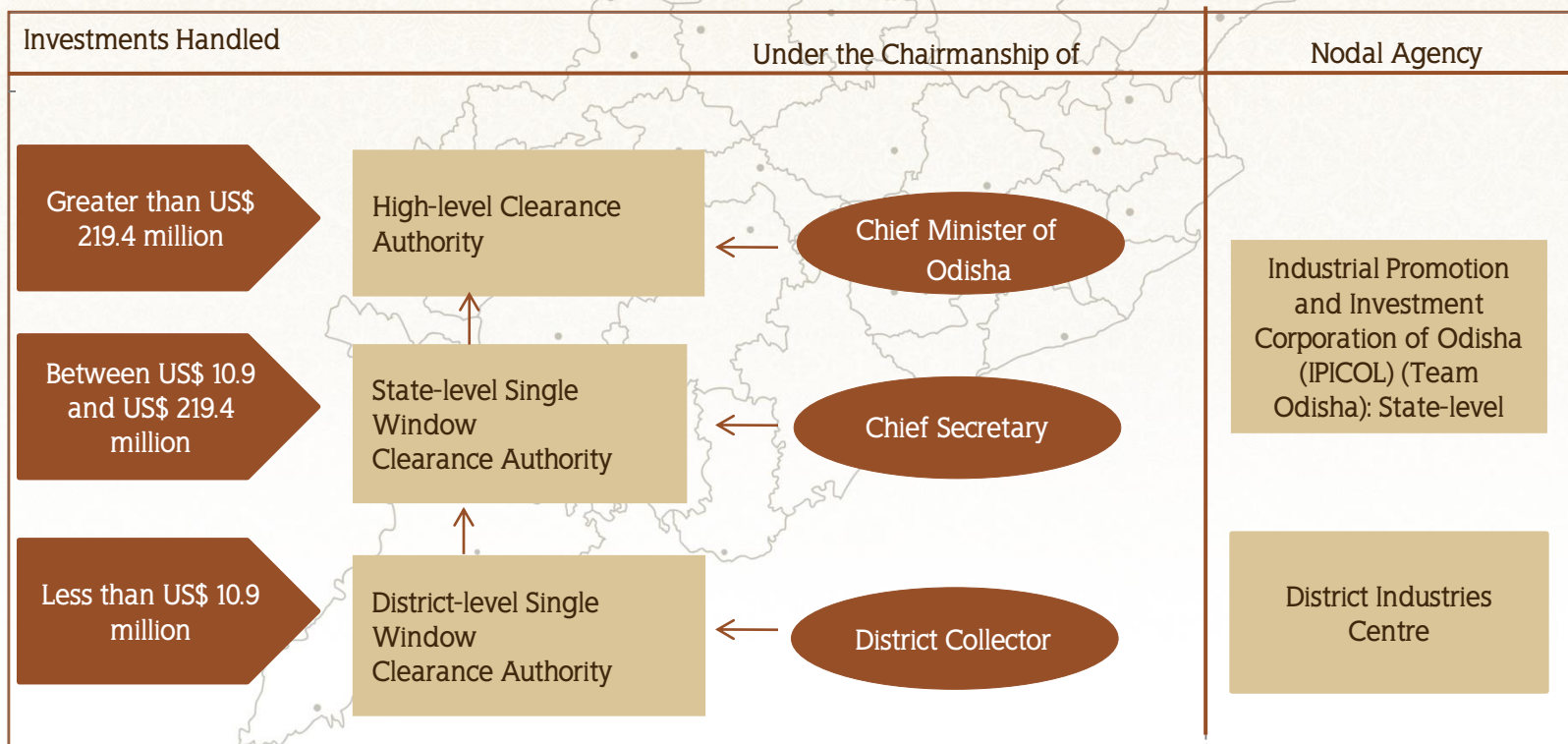
- ❖ Odisha – An Introduction
- ❖ Infrastructure Status
- ❖ Business Opportunities
- ❖ Doing Business in Odisha
- ❖ State Acts & Policies



For updated information, please visit www.ibef.org

Approval Process ... (1/2)

Single-Window Clearance Mechanism in Odisha



Approval Process ... (2/2)

- The Government has enacted the Orissa Industries Facilitation Act, 2004, for implementing the single-window clearance system for faster and one-point clearance of industrial projects, single-point dissemination of industrial project related information and streamlining inspection of industries by different agencies and authorities.
- The District-level Single-Window Clearance Authority works under the chairmanship of the District Collector for projects involving investment less than US\$ 10.9 million.
- The State-level Single-Window Clearance Authority is chaired by the Chief Secretary of the state for projects involving investment of US\$ 10.9 million or more, but less than US\$ 219.4 million.
- A High-level Clearance Authority chaired by the Chief Minister of Odisha examines and considers proposals for industrial and other projects involving investment of US\$ 219.4 million or above.

Key Investment Promotion Offices ... (1/4)

Agency	Description
Industrial Promotion and Investment Corporation of Odisha Limited (IPICOL)	<ul style="list-style-type: none"> • IPICOL is a key promotional institution. It was incorporated in 1973 with the main objective of accelerating the pace of industrial development by promoting large and medium scale industries. • In 2007-08, the State-Level Nodal Agency (SLNA) of IPICOL received 42 combined application forms for setting up projects with an investment of US\$ 20.7 billion.
Industrial Development Corporation of Orissa Limited (IDCOL)	<ul style="list-style-type: none"> • IDCOL was established in 1962 to set up and promote industrial units for utilisation of natural resources available in the state. • The corporation, since its inception, has set up 15 industrial units across sectors including cement, ferrochrome, pig iron and spun pipe.
Orissa Industrial Infrastructure Development Corporation (IDCO)	<ul style="list-style-type: none"> • IDCO was established with the objective of creating infrastructure facilities in industrial estates and areas identified for accelerated growth of industries, trade and commerce. • IDCO has established 86 industrial estates and areas all over the state. • The corporation is engaged in multiple activities that foster rapid industrialisation in the state by developing industrial infrastructure.

Key Investment Promotion Offices ... (2/4)

Agency	Description
Agricultural Promotion and Investment Corporation of Orissa Limited (APICOL)	<ul style="list-style-type: none"> • APICOL's aim is to strengthen the rural economy by providing financial support for promotion and development of agro-based and food-processing industries. • APICOL provides subsidy to the Agro-Processing and Food-Processing units in the state. • In 2008-09, the corporation promoted 67 Agro-Processing and Food-Processing Units with an aggregate investment of about US\$ 307,122.
Orissa State Financial Corporation (OSFC)	<ul style="list-style-type: none"> • OSFC is a premier state-level financial institution that was established in 1956 to cater to the need of industrial development in the state. • It provides financial assistance to small and medium scale industries in consortium with state-level financial institutions. • Besides, the corporation also receives financial assistance from State and Central Government, and provides soft loans and margin money for rehabilitation of sick industrial units.
Orissa Pisciculture Development Corporation Limited (OPDC)	<ul style="list-style-type: none"> • OPDC has launched a number of projects such as supplying fishnet, fuel and fish seeds for the economic development of fishermen.

Key Investment Promotion Offices ... (3/4)

Agency	Description
Directorate of Export Promotion & Marketing (DEPM)	<ul style="list-style-type: none"> • DEPM has been set up to promote export of goods from Odisha and to provide marketing assistance to SSI units of the state. • It disseminates market intelligence, oversees enquiries related to tenders and trade from existing and potential exporters and entrepreneurs. • It provides guidance in export processing, pricing of export items and on different incentives for exports, granted by the Government of India.
Orissa Small Industries Corporation Ltd(OSIC)	<ul style="list-style-type: none"> • OSIC was established in April 1972, with the main objective of aiding and assisting SSI units in the state for their sustained growth and development. • The corporation has been extending help for marketing support, financial assistance on purchase of raw materials, providing sub-contracting opportunities in the construction sectors and also rendering various other services to SSI units.
The Orissa State Cooperative Handicrafts Corporation (OSCHC)	<ul style="list-style-type: none"> • Established in 1956, OSCHC is the primary authority engaged in encouraging exporters, enlarging marketing opportunities, introducing new design and technology and strengthening the production base in the handicrafts sector.

Key Investment Promotion Offices ... (4/4)

Agency	Description
Orissa State Electronics Development Corporation (OSED)	<ul style="list-style-type: none"> OSED was established in 1981 as the nodal organisation in the state for promotion of electronic industries, both, in hardware and software.
Grid Corporation of India Limited (GRIDCO)	<ul style="list-style-type: none"> GRIDCO is a Government of Odisha undertaking and was incorporated in April 1995 for power transmission. In 2005, GRIDCO's transmission-related activities were transferred to Orissa Power Transmission Corporation. Now, GRIDCO is a trading company and is involved in the bulk sale of power to the four power distribution companies in Odisha. It also trades surplus power with neighboring states.
Orissa State Pollution Control Board (OSPCB)	<ul style="list-style-type: none"> OSPCB is responsible for managing hazardous waste, bio-medical waste, municipal solid-waste, recycled plastics, batteries as well as manufacture, storage and import of hazardous chemicals. Its functions are broadly, classified under areas such as, enforcement, advisory, monitoring, research and facilitation.

Contact List

Agency	Contact Information
Department of Industries	Killa Maidan, Cuttack-753 001 Phone: 91-0674-2536640 Fax: 91-0674-2536819 E-mail: diorissa@ori.nic.in Website: http://www.orissa.gov.in/industries/index.htm
Industrial Promotion and Investment Corporation of Odisha Limited (IPICOL)	IPICOL House, Janpath, Bhubaneswar-751 022 Phone: 91-0674-2542 601 Fax: 91-0674-2543 766 E-mail: info@ipicolorissa.com Website: http://www.ipicolorissa.com/

Key Approvals Required

Approvals/Clearances Required	Departments to be Consulted
Incorporation of Company	Registrar of Companies
Registration / Industrial License / Industrial Entrepreneurs Memorandum (IEM)	District Industries Centres for SSI, Secretariat for Industrial Assistance (Government of India) for Large and Medium Industries
Allotment of Land	Industrial Infrastructure Development Corporation (IDCO)
Permission for Land Use (In case industry is located outside an industrial area)	a) IDCO b) Department of Town and Country Planning c) Local authority/District Collector
No-Objection Certificate (NOC) and Consent under Water and Air Pollution Control Act	Orissa State Prevention and Control of Pollution Board (OSPCB)
Forest and Environment Clearance	Ministry of Forest & Environment, Government of India
Approval of Construction Activity and Building Plan	Concerned Development Authority
Sanction of Electricity	Distribution Companies- CESU, NESCO, SOUTHCO, WESCO Transmission Company- Orissa Power Transmission Corporation Limited (OPTCL)
Water Supply	Department of Water Resources
Factory and Boiler Clearance	Chief Inspector of Factories and Boilers
Finance	Orissa State Financial Corporation(OSFC), IPICOL, Commercial Banks such as IDBI, ICICI, State Bank of India, etc.
Orissa Value Added Tax (VAT) Act, and Central and State Excise Act	Commercial Tax Department and Central and State Excise Department

Cost of Doing Business in Odisha

Cost Parameter	Cost Estimate
Industrial Land (per sq m)	US\$ 2 to US\$ 10
Office Space Rent (per sq ft per month)	US\$ 0.2 to US\$ 1.2
Residential Rent (for a 2,000 sq ft house, per month)	US\$ 95 to US\$ 200
Five-star Hotel Room (per night)	US\$ 95 to US\$ 150
Power Cost (per kwh)	Industries: US 7.4 cents to US 10.4 cents
Labour Cost (minimum wage per month)	Unskilled: US\$ 59 to US\$ 68 Skilled: US\$ 76 to US\$ 85

Sources: Ministry of Labour and Employment, Government of India, Industry Sources

Odisha

NOVEMBER
2011

SCENIC . SERENE . SUBLIME

Contents

- ❖ Odisha – An Introduction
- ❖ Infrastructure Status
- ❖ Business Opportunities
- ❖ Doing Business in Odisha
- ❖ State Acts & Policies



For updated information, please visit www.ibef.org

State Acts & Policies ... (1/2)

Orissa Micro, Small, and Medium Enterprises (MSME) Development Policy 2009

Objective

- To enhance contribution of MSMEs in manufacturing and services sector of Odisha's economy.

[Read more](#)

State Agriculture Policy 2008

Objective

- To bring in a shift from the present level of subsistence agriculture to a profitable commercial agriculture so that people would accept agriculture as a vocation.

[Read more](#)

Industrial Policy Resolution (IPR) 2007

Objective

- To create a conducive business climate to accelerate investment in industry and infrastructure projects.

[Read more](#)

State Acts & Policies ... (2/2)

Orissa Public Private Partnership (PPP) Policy 2007

Objective

- To supplement scarce public resources, create a more competitive environment, help improve efficiencies and reduce costs.

[Read more](#)

Information & Communication Technology (ICT) Policy 2004

Objective

- The Government of Odisha will strive to develop a well-planned, robust and futuristic IT architecture in the state, which will bring about positive changes in all walks of life and society, resulting in ease and convenience in transaction, augmenting of employment opportunities for the educated youth and ushering higher economic growth in a definite time frame.

[Read more](#)

Annexure

Exchange Rates

Year	INR equivalent of one US\$
2004-05	44.95
2005-06	44.28
2006-07	45.28
2007-08	40.24
2008-09	45.91
2009-10	47.41
2010-11	45.57

Average for the year

Disclaimer

India Brand Equity Foundation ("IBEF") engaged GenX Info Technologies Pvt Ltd ("GenX") to prepare this presentation and the same has been prepared by GenX in consultation with IBEF.

All rights reserved. All copyright in this presentation and related works is solely and exclusively owned by IBEF. The same may not be reproduced, wholly or in part in any material form (including photocopying or storing it in any medium by electronic means and whether or not transiently or incidentally to some other use of this presentation), modified or in any manner communicated to any third party except with the written approval of IBEF.

This presentation is for information purposes only. While due care has been taken during the compilation of this

presentation to ensure that the information is accurate to the best of GenX's and IBEF's knowledge and belief, the content is not to be construed in any manner whatsoever as a substitute for professional advice.

GenX and IBEF neither recommend nor endorse any specific products or services that may have been mentioned in this presentation and nor do they assume any liability or responsibility for the outcome of decisions taken as a result of any reliance placed on this presentation.

Neither GenX nor IBEF shall be liable for any direct or indirect damages that may arise due to any act or omission on the part of the user due to any reliance placed or guidance taken from any portion of this presentation.